




MANUAL



MPBD20-G




Introduction

Please read this manual before using the product in order to give you the needed product and installation instruction to assure a seamless installation and non compromised overall sound quality.

Thanks for purchasing our MPBD20-G speaker, a bidirectional speaker especially designed for outdoor usage BGM. The APart MPBD20-G has been designed and engineered in our Belgian head quarters. The MPBD20-G operates on 100V systems and can be configured in 20W, 10W and 5W. The design is kept deliberately in a discrete way in order not to draw attention. A well appreciated feature for the installers is that you don't need any hardware or tools to connect the speaker wires to the power selection of choice.

Safety precaution

- Keep this manual for future reference.
- Clean only with dry cloth
- Take care of your speaker wires, they should be free of damage. Damaged speaker wires might result in poor sound quality and can damage amplifiers.
- Only use accessories specified by the manufacturer
- Make sure the mounting place can support the speakers weight.
- Use sufficient amount of speakers for good sound coverage.
- No main power shall be connected to the loudspeakers, doing so will damage the speaker.
- This apparatus should only be serviced by qualified personnel. If not warranty might be void.
- Use cable of the right gauge, certainly for long runs.
- Avoid loud feedback from microphones, this can damage your speaker.
- Please check the units condition after unpacking. If the outside of the carton box has been damaged, inform your shipper immediately.
- Take notice that this speaker is intended for indoor use only. Do not expose the speaker to rain or moisture.




Features and benefits

- Screw less connector for tool-free mounting. The connector accepts wire sections between 0.75mm² up to 2.5mm².
- Your power tap of choice can be tool-free selected.
- High intelligibility
- Mounting bracket with pre drilled holes for horizontal or 45deg tilted mounting.
- ABS plastic housing

Connecting the speakers


100V technology

100 Watt ≥ 15W+ 15W+ 15W+ 10W + 10W+ 5W +5W + 5W




Amplifier power must be equal or higher than total power of all speakers


Open up the MPBD20-G



Remove the four screws from the top of the MPBD20-G



Connecting the MPBD20-G



- | | | |
|-----|---|------------------------------|
| 0 | → | Common 100V speaker wire |
| 1/1 | → | 6W 100V speaker connection |
| 1/2 | → | 3W 100V speaker connection |
| 1/4 | → | 1,5W 100V speaker connection |

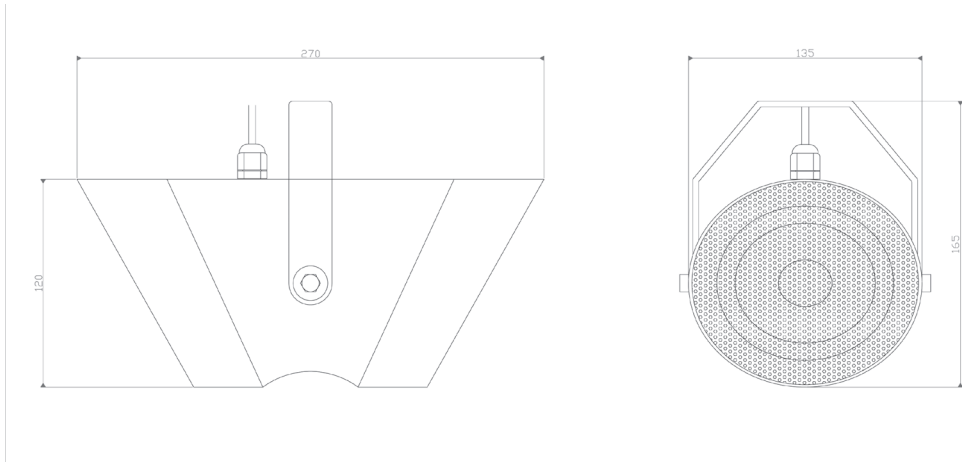


Specifications

Type	MPBD20-G
Woofers	5inch, paper – moisture resistant
Rated power RMS	20W
Transformer taps	20W, 10W, 5W
Frequency response (-10dB)	150Hz to 20kHz
SPL 1W/1m	93dB
SPL 1m/ max rated power	106dB
Color	Grey
Chassis type	ABS
Grill construction	Aluminium
Bracket construction	Aluminium
Dimensions	270(l) x 142(w) x 165(h)mm (incl. bracket)
Max wire size diameter	2,5mm ²
Net weight	1.62kg
Gross weight	1.83kg



Technical drawing with measurements




Warranty info

APart-Audio warrants this product to be free of defects in material and workmanship for a period of one year for parts and for a period of one year for labor from the date of original end-user purchase. This warranty is valid only for the original end-user and cannot be transferred.

During the warranty period APart-Audio or one of its authorized service partners shall either repair or replace any product, free of charge, that proves to be defective on inspection by APart-Audio or its authorized service representative.

This warranty does not include, damages or product faults due to abuse, misuse or faulty installation.



ANY SUGGESTION?

***They are well appreciated and eventually rewarded!
Send your ideas or suggestions to***

suggestions@apart-audio.com

Company names, product names, and names of formats etc. are the trademarks or registered trademarks of their respective owners.

© 2010 APart-Audio specifications subject to change without notice.

developed by

***Audioprof nv
Industriepark Brechtsebaan 8 bus 1
2900 Schoten
Belgium***

