
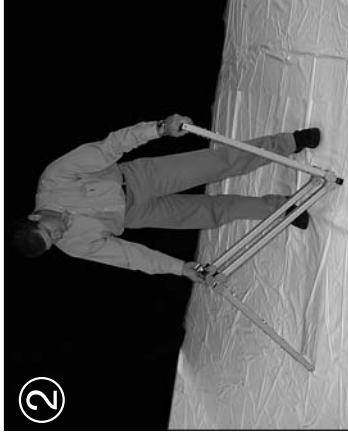


# Assembly Instructions

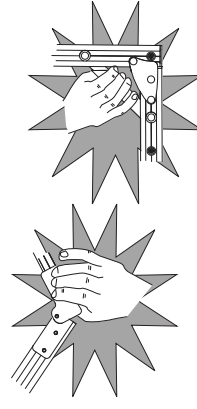
## Ultimate Folding Screen Portable Projection Screen by Draper

Patent  
Pending



**\*Please Note:**  
For easier surface attachment, start in one corner, then work your way around the frame.

**\*\*Caution: Beware of pinch points.**



The ideal temperature range for assembling folding screens to prevent damaging the surface is 68°-78° F (20°-26° C). Assembling below recommended temperatures may damage surface and void warranty.

Always fold with snaps face-to-face. Do not permit screen fabric to contact border material or snaps when folded. Store in pouch provided.

If you encounter any difficulty installing or servicing your Ultimate Folding Screen by Draper, call your dealer or Draper, Inc., Spiceland, Indiana, (765) 987-7999 or fax (765) 987-7142.

**⚠ Warning: This product is intended for indoor use only. Failure to follow warning may result in product damage or personal injury due to unforeseen acts of nature.**

**Caution: Make sure all hinges and joints are locked before raising screen to standing position.**

# DRAPER®

411 S. Pearl St., Spiceland, IN 47385 USA ■ 765-987-7999  
www.draperinc.com ■ fax 765-987-7142

Copyright © 2012 Draper Inc. Form UltimateFoldingScreen\_Inst12 Printed in U.S.A.