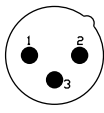
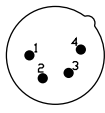
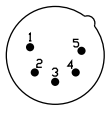
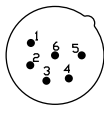
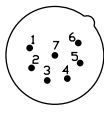




PRODUCT - FIGURE	DRAWING	DESCRIPTION	VARIATIONS	PART NUMBER
	<p>Dimensions in mm (inches)</p>	XLR 4 pole male, D Flange, Machined contacts, Nickel Finish	Standard	AC4MDZ
			Gold Plated Contacts	AC4MDZ-AU
	<p>Dimensions in mm (inches)</p>	XLR 4 pole male, D Flange, Machined contacts, Black Finish	Vertical PCB	AC4MDZV
			Bulk Pack	AC4MDZ BULK
	<p>Dimensions in mm (inches)</p>	XLR 4 pole male, D Flange, Stamped contacts, Nickel Finish	Standard	AC4MDZB
			Gold Plated Contacts	AC4MDZB-AU
	<p>Dimensions in mm (inches)</p>	XLR 4 pole male, D Flange, Stamped contacts, Black Finish	Vertical PCB	AC4MDZVB
			Bulk Pack	AC4MDZB BULK
	<p>Dimensions in mm (inches)</p>	XLR 4 pole female, D Flange, Stamped contacts, Nickel Finish	Standard	AC4FDZ
			Gold Plated Contacts	AC4FDZ-AU
	<p>Dimensions in mm (inches)</p>	XLR 4 pole female, D Flange, Stamped contacts, Black Finish	Bulk Pack	AC4FDZ BULK
			Standard	AC4FDZB
	<p>Dimensions in mm (inches)</p>	XLR 4 pole female, D Flange, Stamped contacts, Black Finish	Gold Plated Contacts	AC4FDZB-AU
			Bulk Pack	AC4FDZB BULK
	<p>Dimensions in mm (inches)</p>	XLR 5 pole male, D Flange, Machined contacts, Nickel Finish	Standard	AC5MDZ
			Gold Plated Contacts	AC5MDZ-AU
	<p>Dimensions in mm (inches)</p>	XLR 5 pole male, D Flange, Machined contacts, Black Finish	Vertical PCB	AC5MDZV
			Bulk Pack	AC5MDZ BULK
	<p>Dimensions in mm (inches)</p>	XLR 5 pole male, D Flange, Machined contacts, Black Finish	Standard	AC5MDZB
			Gold Plated Contacts	AC5MDZB-AU
	<p>Dimensions in mm (inches)</p>	XLR 5 pole male, D Flange, Machined contacts, Black Finish	Vertical PCB	AC5MDZVB
			Bulk Pack	AC5MDZB BULK
	<p>Dimensions in mm (inches)</p>	XLR 5 pole female, D Flange, Machined contacts, Nickel Finish	Standard	AC5FDZ
			Gold Plated Contacts	AC5FDZ-AU
	<p>Dimensions in mm (inches)</p>	XLR 5 pole female, D Flange, Machined contacts, Black Finish	Vertical PCB	AC5FDZV
			Bulk Pack	AC5FDZ BULK
	<p>Dimensions in mm (inches)</p>	XLR 5 pole female, D Flange, Machined contacts, Black Finish	Standard	AC5FDZB
			Gold Plated Contacts	AC5FDZB-AU
	<p>Dimensions in mm (inches)</p>	XLR 5 pole female, D Flange, Machined contacts, Black Finish	Vertical PCB	AC5FDZVB
			Bulk Pack	AC5FDZB BULK

STANDARD DATA AC SERIES CHASSIS - METAL “Z”

		VALUE				
GENERAL CHARACTERISTICS	Number of contacts	3	4	5	6A	7
	Contact Arrangement (Front view of pin inserts)					
	Termination	Solder Bucket / Printed Circuit Board (PCB)				
	Max. Wire Gauge - Stranded wire: Solder Printed Circuit Board - PCB	14AWG N/A	16AWG N/A	18AWG N/A	18AWG N/A	20AWG N/A
Flammability rating of plastics	UL94V-0					
ELECTRICAL CHARACTERISTICS	Service Voltage RMS	133V ¹⁾				
	Test Voltage AC RMS	1400V				
	Current carrying capacity: Solder Printed Circuit Board (PCB)	15A 15A	10A 10A	7.5A 7.5A	7.5A 7.5A	5A 5A
	Typical Contact Resistance	≤ 3mΩ				
	Insulation Resistance	≥ 1000MΩ				
CLIMATIC CHARACTERISTICS	Protection Class	IP40				
	Operating Temperature	-25 °C to +75 °C				
MECHANICAL CHARACTERISTICS	Weight - Metal ²⁾	31g (0.068lb)	32g (0.070lb)	33g (0.072lb)	33g (0.072lb)	33g (0.072lb)
	Mechanical Operations	1000 mating cycles				
MATERIALS	Connector Shell	Diecast Zinc Alloy				
	Shell Finish	Satin Nickel or Black Polyester				
	Insulators	UL94V-0 PBT Resin or Modified PPE Resin				
	Male Contact					
	Stamped Solder and PCB-(Material/Plating)	Phosphor Bronze / Silver or Gold (optional)				
	Machined Solder-(Material/Plating)	Brass / Silver or Gold (optional)				
Female Contact						
Stamped Solder and PCB-(Material/Plating)	Phosphor Bronze / Tin or Gold (optional)					
Machined Solder-(Material/Plating)	Brass / Silver or Gold (optional)					

¹⁾ Not suitable for domestic applications above 50V

²⁾ Approximate weight only, does not include packaging. Please contact us for exact weight for shipping purposes.

AC SERIES CHASSIS METAL "Z"

PCB FOOTPRINTS STRAIGHT (V)

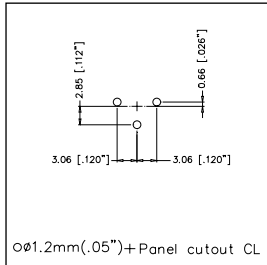
- CONNECTOR SIDE OF PCB

PANEL CUTOUT DIMENSIONS

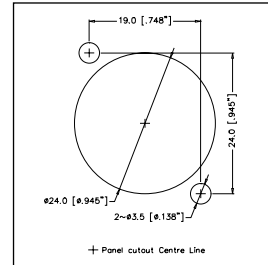
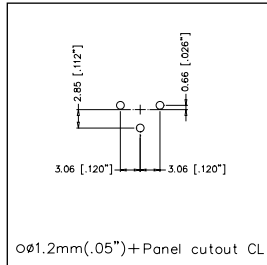
-FRONT VIEW



AC3F*ZV

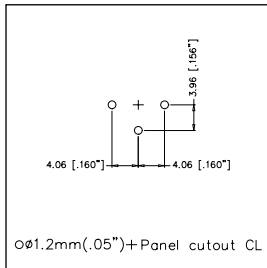


AC3M*ZV

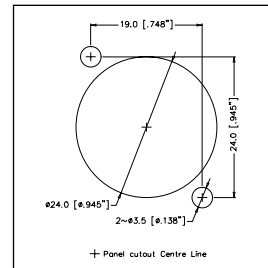
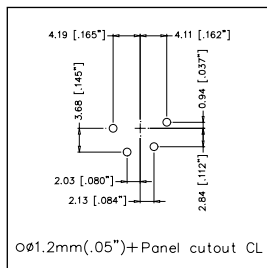


AC*FDZ

AC3MM*ZV

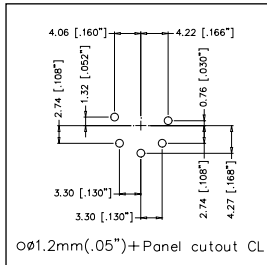


AC4M*ZV

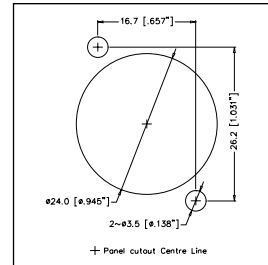
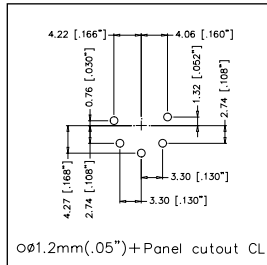


AC*MDZ

AC5F*ZV

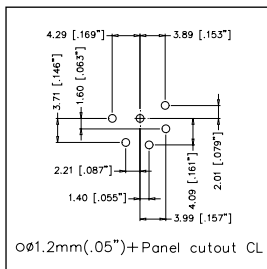


AC5M*ZV

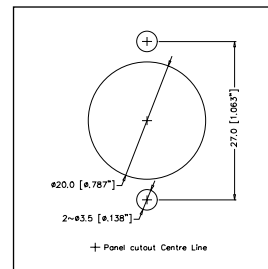
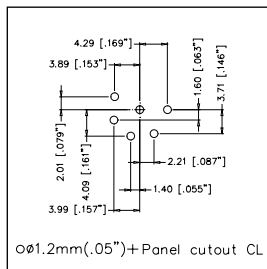


AC*FPZ
AC-PDN-31-XXX

AC6AF*ZV

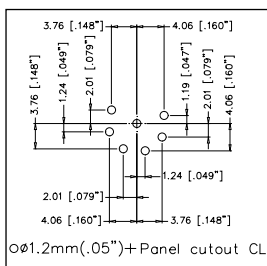


AC6AM*ZV

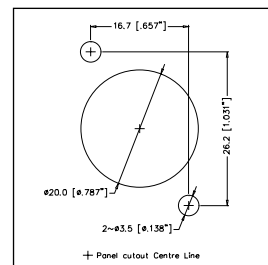
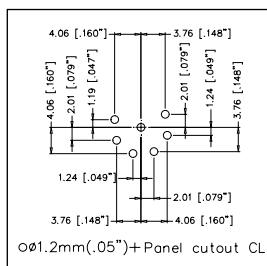


AC*MPNZ

AC7F*ZV



AC7M*ZV



AC*MP
AC-PDN-34-XXX