



CMS15T

Technical Specifications

- Type : 2-way HiFi
- Woofer : 5.25" Enforced Polypropylen
- Tweeter : 1" Silk Dome
- Rated Power RMS : 15 W / 100Volt
- Music Power RMS : 25 W / 100Volt
- Rated Power RMS : 35 W / 16 ohm
- Music Power RMS : 50 W / 16 ohm
- Impedance: 16 ohm
- Transformer power taps: 2.5-5-10-15 Watt
- Sound Pres. Level (SPL) 1W/1M : 90 dB
- Frequency range : 60 Hz - 20 kHz
- Dispersion @ 1-4 KHz : 180°- 80°
- Dimensions outside : 171 MM x 171 MM
- Dimensions Cutout : 145 MM x 145 MM
- Mounting Depth : 61 MM
- Weight : 1.1 Kg

Power Tappings

The APart CMS15T square built-in speaker can be used in 100 volt speaker lines as well as low impedance systems, such as hifi, surround or multi room amplifiers/receivers. For 100 volt systems, different power taps are present on the high quality built-in line transformer: for background music with low background noise, you can use the lower power taps. For maximum sound pressure level, use the highest power tap. The APart technology avoids any overload of your amplifier by applying the unique IMC protection. For use as a low impedance speaker, you can bypass the transformer and connect directly to the speaker. Our special impedance of 16Ω allows you to connect up to 4 speakers per channel onto a regular amplifier than can drive 4Ω, and 2 - 3 speakers onto an amplifier than can drive 6Ω. The APart technology offers you a rich, clear and efficient sound, surpassing most of the regular 8 ohm speakers. The housing is made of high quality ABS, the detachable grille is made of aluminium. The woofer is made out of enforced polypropylen, what makes it moisture-proof. The standard colour is white. From 12 pieces on, the loudspeakers can be painted optionally in any other RAL colour.

Mounting the loudspeaker

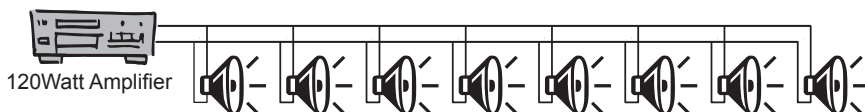
The loudspeaker is easy to install, due to its simple, quick mounting system with 4 screws which are hidden behind the loudspeaker grill, what gives the loudspeaker a modern and striking design. Cutout : 145 MM x 145 MM square.

Remove the grill before mounting. Place the speaker in the mounting hole, you can see four screws. Use these screws to tighten the dog-ears. Carefully slide the grille back in place and check if the grille fits tightly. Ready !

COLOUR	KLEUR	COULEUR	POWER	IMPEDANCE
Black	Zwart	Noir	Common	
RED	ROOD	ROUGE	2.5 Watt	4KΩ
BLUE	Blauw	BLEU	5 Watt	2KΩ
YELLOW	GEEL	JAUNE	10 Watt	1KΩ
BROWN	BRUIN	BRUN	15 Watt	666R

100 Volt Technology

$$60 \text{ Watt} = 15 + 15 + 10 + 5 + 5 + 5 + 2.5 + 2.5$$




Amplifier power must be higher than total power of all speakers.

Het versterkervermogen moet hoger zijn dan de som van de vermogens van de luidsprekers.

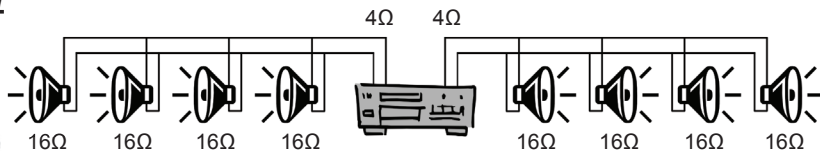
La puissance de l'amplificateur doit être plus élevée que la puissance totale des haut parleurs.

16 ohm Technology

Picture shown is the CMS20T



16 ohm connection



Disconnect 100V transformer